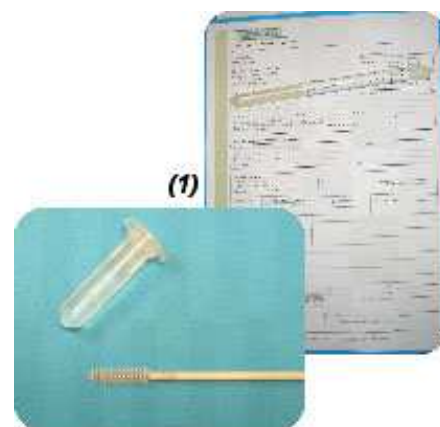




## Sample DNA collection

### How do I order my DNA collection kits?

- To obtain your free DNA collection kits, just contact us:
  - Phone: +33 546 30 69 66
  - Fax: +33 546 30 69 68
  - E-Mail: [contact@genindexe.com](mailto:contact@genindexe.com)
- You will soon receive the brush and the collection tube along with the DNA collection & order form (1).



### Which DNA Test?

Report the test name listed on the "available DNA tests list" enclosed with your DNA sampling kit. For example, to have a Pyruvate Kinase Deficiency test performed write down "PK Def" on your form.

### Note:

**The results are available 2 weeks following the sample reception at the lab**

**The DNA profile** is performed according to the **ISAG panel** (19 microsatellite loci).

The parentage test is performed **AFTER the DNA profile**. To ask this specific test, just **check the «check the parentage» box** of the animal to be controlled and **precise all the data for the presumed parents (Name, Affix and/or the DNA code number** if they were already analyzed in our lab).

The **Club Price** is applied **if a proof of membership from a feline club** is sent (i.e. copy of the card).

### How to collect the DNA?



#### IMPORTANT:

- **The DNA sample MUST be collected by a veterinarian**. He is also the only one that must **fill out the DNA collection form** and check the tattoo and/or the number of the chip, the pedigree number, the name, sex, etc... of each animal. For the not yet **identified kitten**, a temporary identification (or any other distinctive sign) can be used (2).

- **Avoid feeding your animal 30 minutes before the DNA collection operation**



- Take the brush out of its protection package
- Place the brush **between the gum and the cheek (3)**.
- **Firmly rotate the brush inside the mouth at least 20 times (3)**.

NOTE : saliva does not contain DNA, please scrape the gum and the cheek thoroughly.

- **Cut the brush's stem at about 1 cm from the brush** (so that you can close the tube with the brush inside) and place the brush inside the provided collection tube **DO NOT EMPTY THE TUBE** place the tube into the small plastic bag(4).

- **Stick the label "Sample0000-000"** on the tube and on the DNA collection form

- Precise the **animal identification** on the form (2) and check **the agreement with the data reported on the tube**.



### How do I send the DNA sample?

Once all the samples have been processed, put the tubes inside **a padded envelop** along with :

- The **DNA collection form properly filled out**
- Your **payment** (bank transfer, bank check...)

Payment in euros to GENINDEXE – CREDIT AGRICOLE CMDS – 17000 LA ROCHELLE – FRANCE

**IBAN : International Bank Account Number**

/F/R/7/6/ /1/1/7/0/ /6/1/1/0/ /3/5/5/2/ /5/8/3/7/ /9/1/0/0/ /1/5/2/

**BIC swift Bank Identification Code:** AGRIFRPP817

### Note:

Please specify your name and test name during the bank transfer

If no payment has been received, your analysis will be performed but the results won't be sent or communicated.